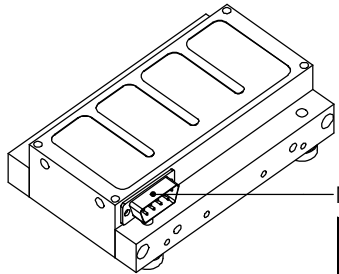
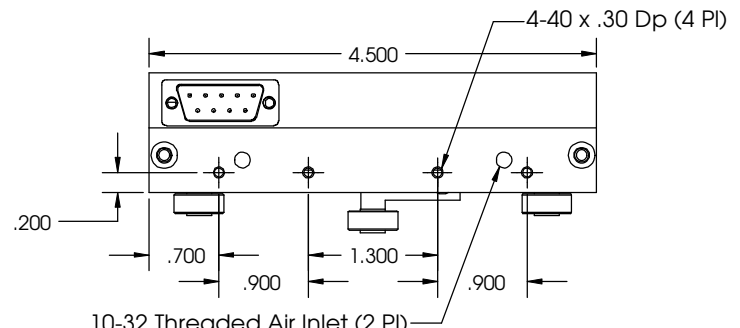
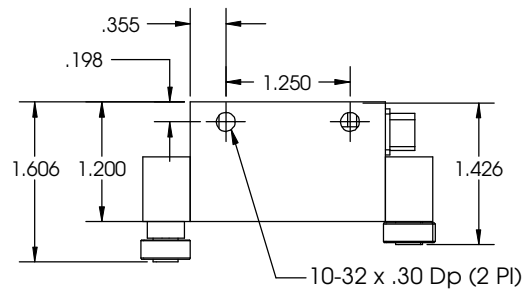
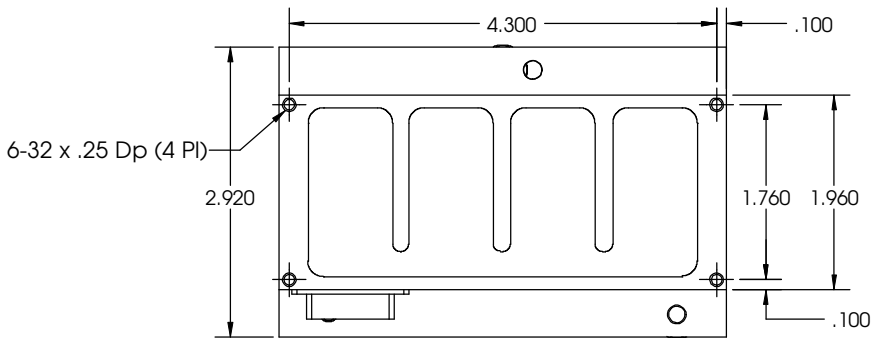
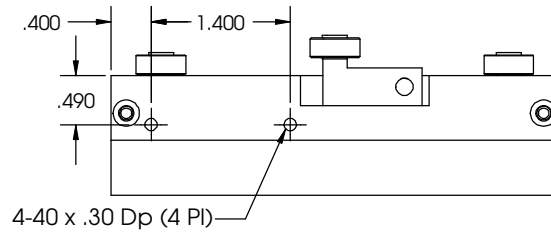


These drawings and specifications are the property of H2W Technologies, Inc. They are issued in confidence and shall not be reproduced, copied, or used without written permission from H2W Technologies, Inc.



Motor Power Connector

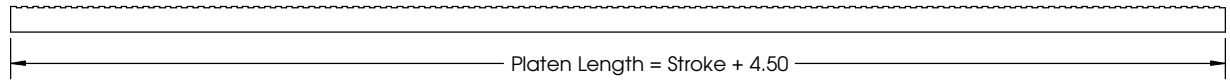
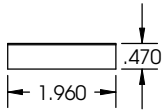

| Pin | Function |
|-----|----------|
| 1   | A+       |
| 2   | B-       |
| 3   | C+       |
| 4   | D+       |
| 5   | Ground   |
| 6   | B+       |
| 7   | A-       |
| 8   | D-       |
| 9   | C-       |




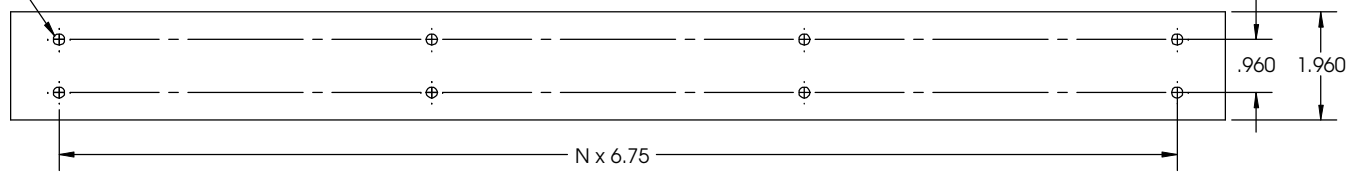
10-32 Threaded Air Inlet (2 PI)  
 NOTE: Only one air inlet may be used at a time. Unused air inlet must be plugged with a 10-32 set screw

**Forcer Model # STS-1220-A4U**  
**H2W Technologies, Inc.**  
 28310-C Ave Crocker Valencia, CA, 91355 USA  
 Tel: (661) 702-9346 Fax: (661) 702-9348  
 www.h2wtech.com

|  |        |          |        |                |     |        |  |
|--|--------|----------|--------|----------------|-----|--------|--|
| UNLESS SPECIFIED OTHERWISE:<br>All dimensions are in inches.<br>Standard Tolerances are as follows:<br>XXX = .015" ANGLES ±1°<br>XX = .010" FILLETS AND<br>X = .020" CORNERS .010"<br>Remove All Burrs and Sharp Edges |        | MATERIAL |        | FINISH         |     | TITLE  |  |
| DRAWN  | DATE   | APPROVED | DATE   | DWG #          | REV | SHEET  |  |
| OGG  | 8-1-10 | FGW      | 8-1-10 | <b>10-0464</b> | --- | 1 of 4 |  |



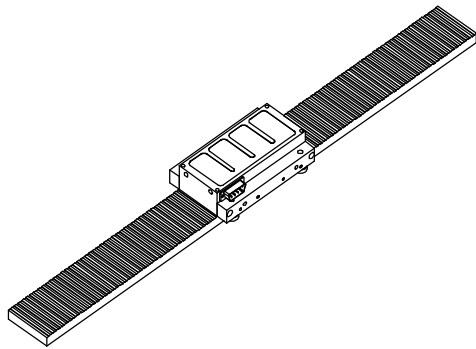
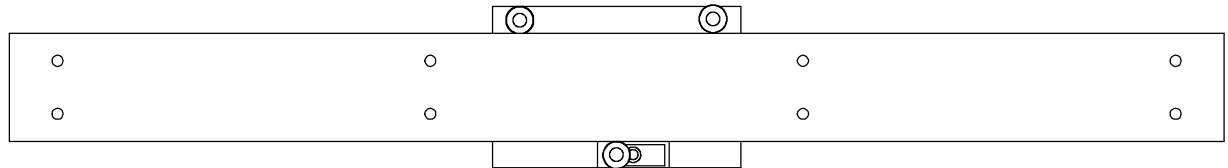
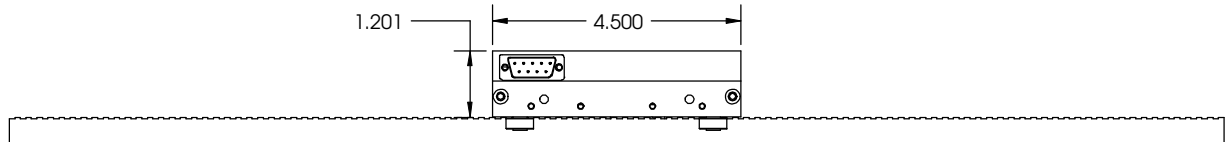
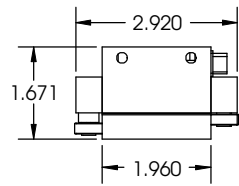
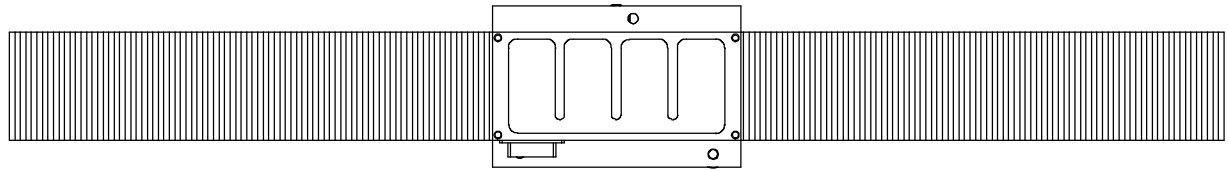
10-32 x .30 Dp



Platen Model # STP-20-XXX-A

|                                  |     |        |
|----------------------------------|-----|--------|
| TITLE                            |     |        |
| <b>10lb Linear Stepper Motor</b> |     |        |
| DWG #                            | REV | SHEET  |
| <b>10-0464</b>                   | --- | 2 of 4 |

XXX = Platen Length in inches



**Forcer Mounted on Platen**

|                                  |     |        |
|----------------------------------|-----|--------|
| TITLE                            |     |        |
| <b>10lb Linear Stepper Motor</b> |     |        |
| DWG #                            | REV | SHEET  |
| <b>10-0464</b>                   | --- | 3 of 4 |

### LINEAR STEPPER MOTOR SPECIFICATIONS

|                        |              |           |
|------------------------|--------------|-----------|
| Motor P/N              | STS-1220-A4U |           |
| Continuous Force       | 11.0 LBS     | 48.8 N    |
| Rated Current/Phase    | 2.0 Amp      |           |
| Resistance/Phase @ 20C | 1.15 ohms    |           |
| Inductance/Phase @ 20C | 1.30 mH      |           |
| Motor Phases           | 4            |           |
| Bearing Type           | Air Bearing  |           |
| Nominal Air Pressure   | 60 psi       |           |
| Motor Mass             | 1.0 lb       | 454 grams |